

Session D6:

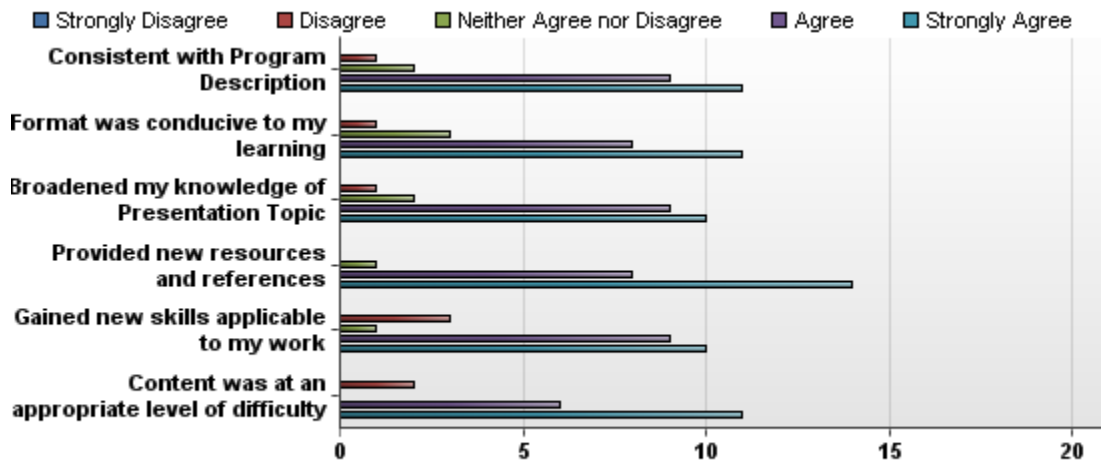
Peer Support for Veterans & Families with PTSD

10th Annual Hawaii Conference - Preventing, Assessing & Treating Child, Adolescent & Adult Trauma

March 19-21, 2013

Last Modified: 04/19/2013

1. Overall Presentation



#	Question	Strongly Disagree	Disagree	Neither Agree nor Disagree	Agree	Strongly Agree	Total Responses	Mean
1	Consistent with Program Description	0	1	2	9	11	23	4.30
2	Format was conducive to my learning	0	1	3	8	11	23	4.26
3	Broadened my knowledge of Presentation Topic	0	1	2	9	10	22	4.27
4	Provided new resources and references	0	0	1	8	14	23	4.57
5	Gained new skills applicable to my work	0	3	1	9	10	23	4.13
6	Content was at an appropriate level of difficulty	0	2	0	6	11	19	4.37

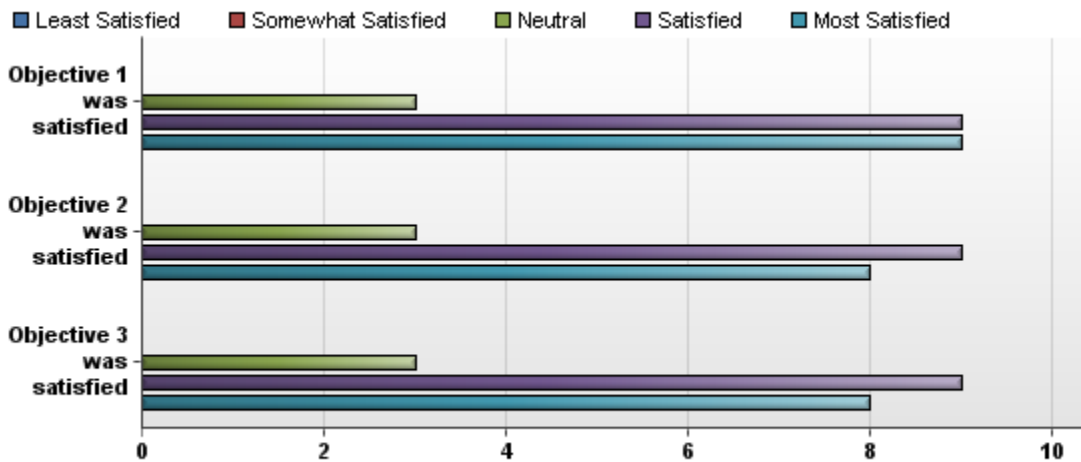
Note: Answer choices were assigned the following numerical values: Strongly Disagree = 1, Disagree = 2, Neither Agree nor Disagree = 3, Agree = 4, Strongly Agree = 5

Statistic	Consistent with Program Description	Format was conducive to my learning	Broadened my knowledge of Presentation Topic	Provided new resources and references	Gained new skills applicable to my work	Content was at an appropriate level of difficulty
Min Value	2	2	2	3	2	2
Max Value	5	5	5	5	5	5
Mean	4.30	4.26	4.27	4.57	4.13	4.37
Variance	0.68	0.75	0.68	0.35	1.03	0.91
Standard Deviation	0.82	0.86	0.83	0.59	1.01	0.96
Total Responses	23	23	22	23	23	19

2. What level of difficulty was this session for you?

#	Answer	Response	%
1	Beginner	11	50%
2	Intermediate	9	41%
3	Advanced	2	9%
	Total	22	100%

3. Objectives (Please Refer to Program)

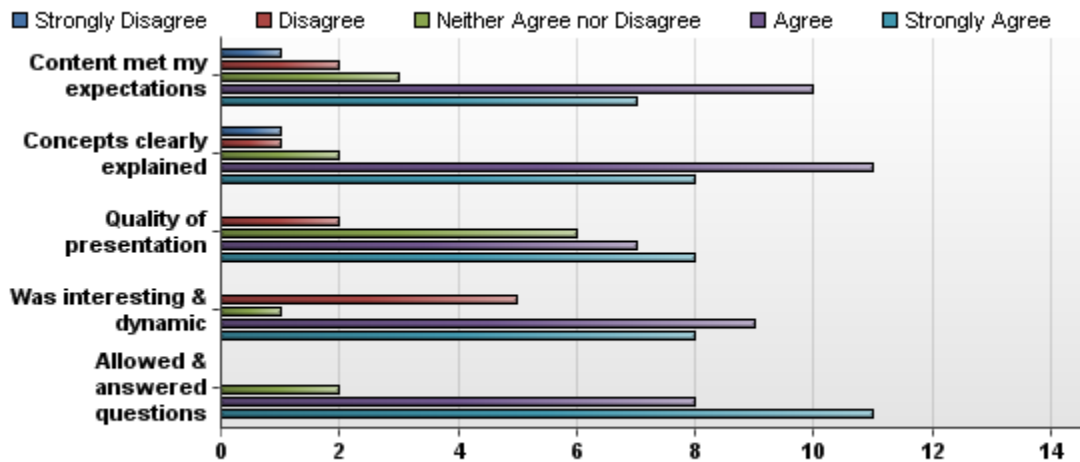


#	Question	Least Satisfied	Somewhat Satisfied	Neutral	Satisfied	Most Satisfied	Total Responses	Mean
1	Objective 1 was satisfied	0	0	3	9	9	21	4.29
2	Objective 2 was satisfied	0	0	3	9	8	20	4.25
3	Objective 3 was satisfied	0	0	3	9	8	20	4.25

Note: Answer choices were assigned the following numerical values: Least Satisfied = 1, Somewhat Satisfied = 2, Neutral = 3, Satisfied = 4, Most Satisfied = 5

Statistic	Objective 1 was satisfied	Objective 2 was satisfied	Objective 3 was satisfied
Min Value	3	3	3
Max Value	5	5	5
Mean	4.29	4.25	4.25
Variance	0.51	0.51	0.51
Standard Deviation	0.72	0.72	0.72
Total Responses	21	20	20

4. Michael K. Peacock



#	Question	Strongly Disagree	Disagree	Neither Agree nor Disagree	Agree	Strongly Agree	Total Responses	Mean
1	Content met my expectations	1	2	3	10	7	23	3.87
2	Concepts clearly explained	1	1	2	11	8	23	4.04
3	Quality of presentation	0	2	6	7	8	23	3.91
4	Was interesting & dynamic	0	5	1	9	8	23	3.87
5	Allowed & answered questions	0	0	2	8	11	21	4.43

Note: Answer choices were assigned the following numerical values: Strongly Disagree = 1, Disagree = 2, Neither Agree nor Disagree = 3, Agree = 4, Strongly Agree = 5

Statistic	Content met my expectations	Concepts clearly explained	Quality of presentation	Was interesting & dynamic	Allowed & answered questions
Min Value	1	1	2	2	3
Max Value	5	5	5	5	5
Mean	3.87	4.04	3.91	3.87	4.43
Variance	1.21	1.04	0.99	1.30	0.46
Standard Deviation	1.10	1.02	1.00	1.14	0.68
Total Responses	23	23	23	23	21

5. Recommend Presenter

#	Answer	Response	%
1	Yes		16 80%
2	No		4 20%
	Total		20 100%

6. Additional Comments

Text Response

Presenter did not discuss enough about the peer support program. How does one become a peer support specialist? How does a vet receive a specialist? What trainings do specialists receive? How often do they meet? Where do peers meet vets?

I am in favor of peer support for our veterans, esp. the returning combat vets from OEF/OIF/OND I always enjoy learning about PTSD and feeling more comfortable rather than normal with my own PTSD accepting it a bit more.

Thanks for resources information

Great handouts! The speaker was knowledgeable about his topic, but I was hoping for more depth in dynamics of peer support and agency dynamics with other PTSD org.

good information- thank you for asserting me in connecting here to use this in my work

too simple and limited information

Too simple and limited of information

Good information- thank you for asserting me in connecting how to use this in my work

Statistic	Value
Total Responses	8